



SCHOOL PLANNING STAFF WORKING GROUP (SWG)

Robert M. Keating, Indian River County

Stan Boling, Indian River County

Jason Nunemaker, City of Fellsmere

Dr. Dan McIntyre, School Board

Al Minner, City of Sebastian

Timothy McGarry, City of Vero Beach

Susan Olson, School Board

The School Planning Staff Working Group will meet at **2:00 p.m. ON FRIDAY, February 8, 2008**, in Conference Room A1-411 of the County Administration Building "A", 1801 27th Street, Vero Beach.

AGENDA

1. Approval of Minutes from August 10, 2007
2. Updates
 - A. Status of School Concurrency Items
 - B. School Board planning, siting, and development activities
 - C. County large-scale planning and development activities
 - D. Municipalities large-scale planning and development activities
3. Presentation and review of population projections.
4. Other Matters
5. Adjournment


Attachment:

1. Minutes from August 10, 2007 Meeting

Projected Population Growth Annually from 2007 to 2011 by Traffic Analysis Zones

BREVARD COUNTY

Annual Percentage of
Population Change
from 2007 to 2011 per TAZ



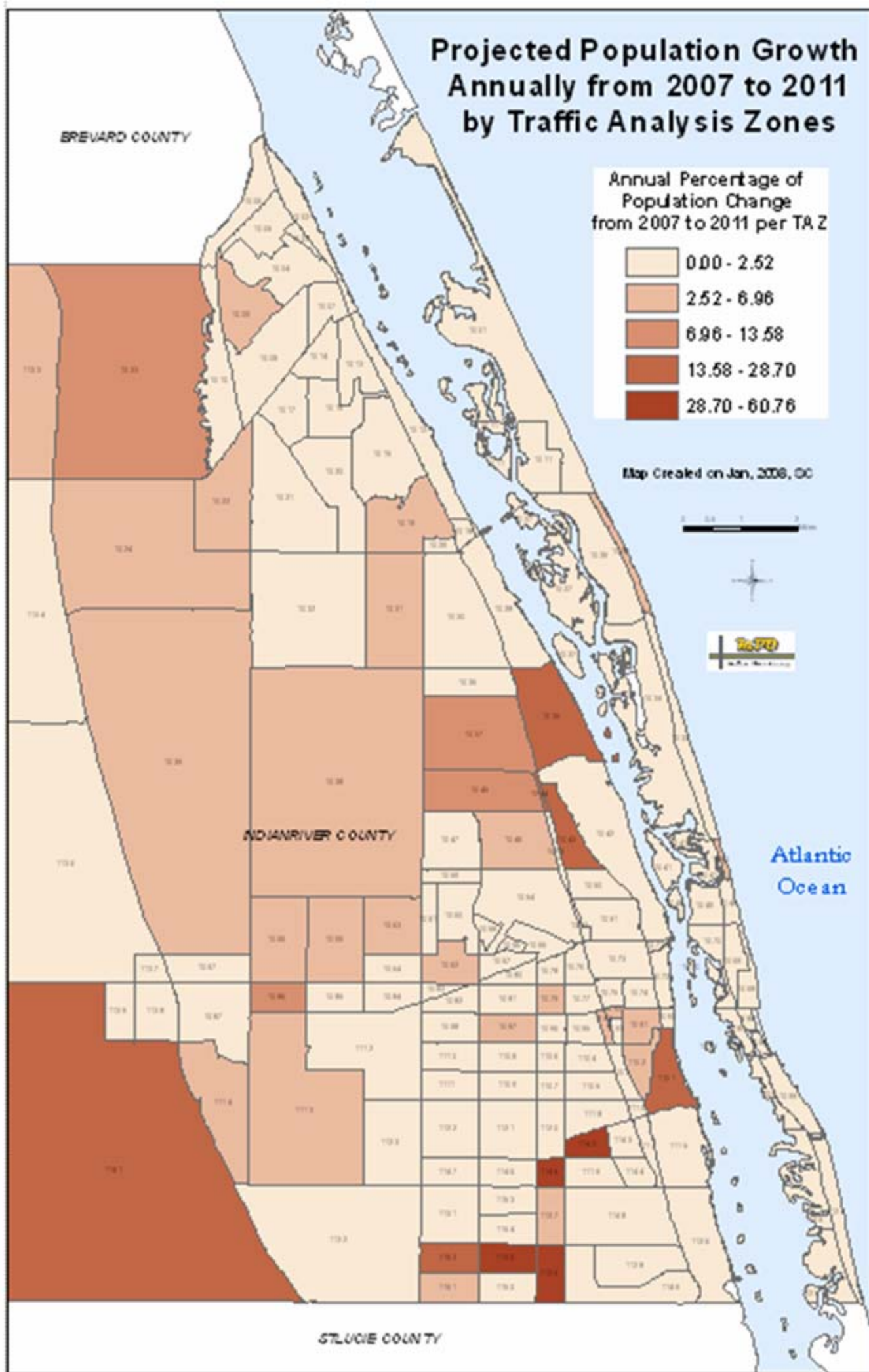
Map Created on Jan, 2006, 00



INDIAN RIVER COUNTY

Atlantic
Ocean


ST. LUCIE COUNTY



Development Potential in 2007 by Traffic Analysis Zones

BREVARD COUNTY

Percentage of Parcels
Available for Development
in 2007 per TAZ



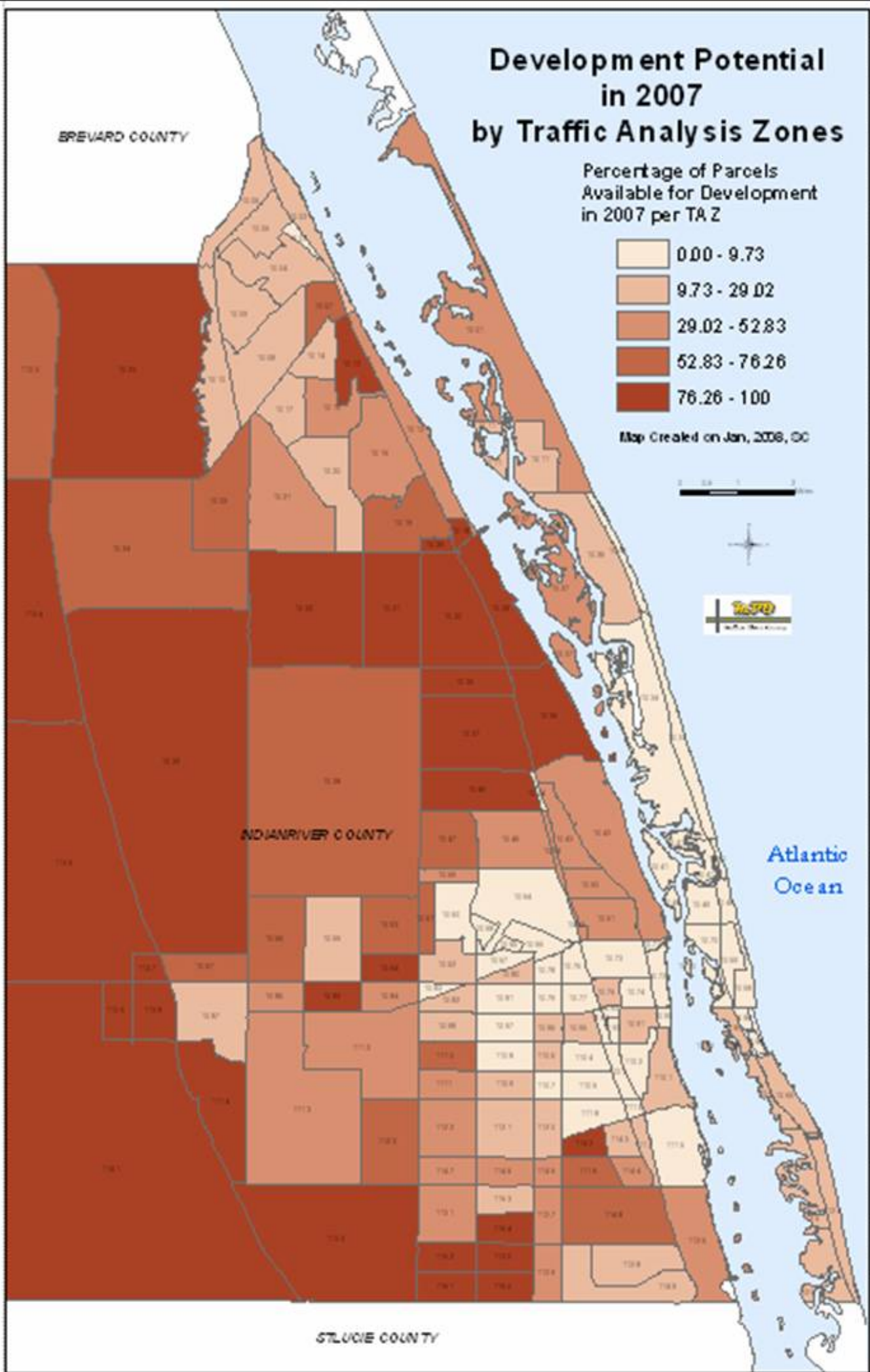
Map Created on Jan, 2006, DC



Atlantic
Ocean

INDIAN RIVER COUNTY

ST. LUCIE COUNTY



(Based on BEBR Midrange Population Estimates)

TAZ	Population/ TAZ 2007	Population/T AZ 2008	Population/T AZ 2009	Population/T AZ 2010	Population/T AZ 2011	Pop Increase, 2007 - 2011
1001	1576	1611	1646	1681	1716	8.90%
1002	1085	1087	1089	1091	1093	0.78%
1003	32	32	32	32	32	0.00%
1004	83	83	83	83	83	0.00%
1005	1051	1053	1056	1058	1060	0.92%
1006	675	680	685	690	695	3.05%
1007	705	712	719	726	733	3.95%
1008	4234	4312	4390	4469	4547	7.40%
1009	451	472	492	512	532	17.96%
1010	946	965	984	1003	1021	7.92%
1011	510	515	520	524	529	3.79%
1012	1773	1784	1795	1806	1818	2.52%
1013	150	153	155	158	160	6.43%
1014	1217	1246	1276	1306	1335	9.74%
1015	3248	3272	3297	3321	3346	3.02%
1016	850	866	881	897	912	7.25%
1017	1464	1489	1514	1539	1563	6.77%
1018	301	302	302	302	302	0.40%
1019	594	639	685	730	776	30.77%
1020	1854	1906	1958	2010	2062	11.22%
1021	3739	3831	3924	4017	4110	9.93%
1022	1266	1347	1428	1510	1591	25.70%
1023	65	74	83	92	102	55.58%
1024	4320	4568	4815	5063	5311	22.93%
1025	600	631	662	693	725	20.76%
1026	2731	2789	2848	2906	2964	8.55%
1027	136	139	141	144	147	8.01%
1028	420	425	430	435	440	4.60%
1029	88	88	88	89	89	1.38%
1030	486	486	486	486	486	0.00%
1031	430	448	467	485	503	17.17%
1032	87	87	87	87	87	0.00%
1033	2602	2619	2637	2654	2671	2.65%
1034	2916	2936	2956	2976	2997	2.78%
1035	133	161	189	217	246	84.55%
1036	319	321	323	325	327	2.66%
1037	597	663	730	796	862	44.36%
1038	1610	1663	1716	1769	1822	13.14%
1039	11	12	13	13	14	21.10%
1040	435	449	463	477	492	13.07%
1041	1026	1037	1047	1058	1069	4.24%
1042	2417	2468	2520	2571	2622	8.51%
1043	913	1102	1291	1481	1670	82.95%
1044	6	7	8	9	11	82.56%
1045	223	260	298	336	374	67.92%
1046	2804	2909	3015	3120	3226	15.05%

1047	945	947	948	950	951	0.64%
1048	1210	1230	1249	1269	1289	6.50%
1049	1048	1048	1048	1048	1048	0.00%
1050	248	252	255	259	263	5.85%
1051	748	750	753	755	757	1.29%
1052	50	51	52	53	54	7.22%
1053	169	169	169	169	169	0.00%
1054	13	13	13	13	13	0.00%
1055	49	49	49	49	49	0.00%
1056	0	0	0	0	0	0.00%
1057	162	162	162	162	162	0.00%
1058	0	0	0	0	0	0.00%
1059	109	109	109	109	109	0.00%
1060	0	0	0	0	0	0.00%
1061	266	267	269	270	271	1.82%
1062	1327	1378	1428	1479	1529	15.21%
1063	837	906	976	1046	1116	33.39%
1064	213	213	213	213	213	0.00%
1065	3056	3245	3434	3622	3811	24.69%
1066	394	424	454	485	515	30.70%
1067	1066	1074	1082	1090	1098	2.95%
1068	771	776	782	787	793	2.82%
1069	894	908	921	934	948	5.95%
1070	790	804	817	831	845	6.89%
1071	474	474	474	474	474	0.00%
1072	888	901	914	927	940	5.86%
1073	2244	2247	2250	2253	2256	0.54%
1074	1411	1411	1411	1412	1412	0.09%
1075	472	472	472	472	472	0.00%
1076	518	518	519	520	521	0.70%
1077	972	978	984	990	997	2.49%
1078	576	580	583	586	589	2.31%
1079	674	697	720	742	765	13.45%
1080	651	654	656	658	660	1.30%
1081	1498	1530	1562	1595	1627	8.64%
1082	549	553	557	561	565	2.86%
1083	4	4	4	4	4	0.00%
1084	241	242	242	242	243	0.50%
1085	1067	1067	1067	1067	1067	0.00%
1086	559	641	722	803	885	58.16%
1087	4321	4402	4482	4562	4642	7.42%
1088	763	767	771	776	780	2.22%
1089	450	453	456	459	462	2.69%
1090	495	495	495	495	495	0.00%
1091	1125	1202	1279	1356	1432	27.30%
1092	68	72	75	78	82	19.45%
1093	9	9	9	9	9	0.00%
1094	7	8	8	9	10	33.61%
1095	490	493	496	500	503	2.47%
1096	489	492	495	499	502	2.72%
1097	1800	1889	1977	2066	2154	19.69%

1098	716	722	727	733	739	3.21%
1099	1018	1021	1024	1028	1031	1.31%
1100	501	502	503	504	506	0.97%
1101	734	927	1120	1313	1506	105.12%
1102	2301	2412	2523	2634	2745	19.29%
1103	165	166	167	168	169	2.19%
1104	1349	1363	1376	1390	1404	4.03%
1105	1456	1474	1492	1510	1528	4.99%
1106	515	518	520	523	525	1.88%
1107	859	861	864	866	868	1.13%
1108	1245	1248	1251	1254	1256	0.87%
1109	1010	1015	1020	1025	1030	2.04%
1110	391	393	395	397	400	2.16%
1111	530	531	531	532	532	0.46%
1112	1073	1080	1087	1093	1100	2.48%
1113	675	733	792	851	909	34.78%
1114	171	180	190	200	209	22.68%
1115	3585	3585	3585	3586	3586	0.03%
1116	252	252	252	252	252	0.00%
1117	96	96	96	96	96	0.00%
1118	1693	1697	1702	1706	1710	1.00%
1119	109	110	112	113	115	5.56%
1120	1340	1360	1381	1402	1423	6.23%
1121	2290	2295	2300	2305	2310	0.90%
1122	1702	1718	1734	1750	1766	3.77%
1123	96	98	100	102	104	7.54%
1124	1230	1239	1248	1257	1267	2.95%
1125	2035	2035	2036	2037	2038	0.18%
1126	2204	2262	2321	2379	2437	10.59%
1127	1437	1502	1566	1631	1695	17.92%
1128	1796	1819	1842	1865	1887	5.05%
1129	86	149	213	276	340	296.27%
1130	48	85	121	158	194	303.83%
1131	595	610	626	642	658	10.58%
1132	111	114	118	121	124	11.98%
1133	1434	1511	1589	1667	1744	21.68%
1134	2205	2223	2240	2257	2274	3.13%
1135	0	0	0	0	0	0.00%
1136	0	0	0	0	0	0.00%
1137	48	49	50	51	52	7.54%
1138	0	0	0	0	0	0.00%
1139	28	28	28	28	28	0.00%
1140	203	203	204	204	204	0.60%
1141	101	137	174	210	246	143.54%
1142	23	40	57	74	92	303.83%
1143	622	624	626	628	630	1.36%
1144	690	692	694	696	698	1.23%
1145	63	109	155	201	246	293.48%
1146	616	620	624	628	633	2.75%
1147	853	880	906	933	960	12.62%
1148	2419	2455	2492	2528	2565	6.05%

1149	2717	2737	2758	2778	2798	2.98%
1150	165	166	166	167	168	1.47%
1151	19	20	21	22	23	25.92%
1152	3	4	5	6	7	109.03%
1153	933	935	937	939	942	0.91%
1154	104	105	105	106	107	3.50%
9999	750	750	751	752	752	0.32%
	139766	143187	146608	150029	153450	9.79%

Total Population in 2006 = 135,262
 Total Population in 2007 = 139,757
 Projected Population in 2008 = 143,171
 Projected Population in 2009 = 146,586
 Projected Population in 2010 = 150,000
 Projected Population in 2011 = 153,414
 Projected Population Increase / year =